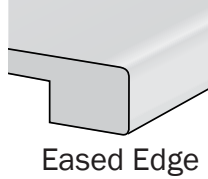



**Standard Features:**

- Undermount Oval Bowl
- Eased Edge
- 4" Faucet Centerset
- Standard Depths: Up To 22¼"
- Loose Backsplash (4" x ½" x length)
- Edge thickness = 1½"



**Options:**

- Rectangular Undermount Porcelain Bowl
- Integral Oval Bowl
- Integral Rectangular Bowl
- No Bowl/No Cutout
- Bowl Cutout
- Radius/Clip Cut
- 8" Faucet Centerset.....No Charge
- Single Faucet Centerset.....No Charge
- Banjo Cutback
- Custom Height Backsplash
- Custom Edge Profile



All edges that will be exposed need to be ordered as "finished." Unfinished edges should not be exposed after installation

**Base Price Custom Vanity Tops:**

- Base Price includes ONE OVAL UNDERMOUNT BOWL
- DOUBLE BOWL pricing listed separately
- If length is not listed, price at next-larger length

PRICING IS BASED ON COLOR SELECTION. CHECK YOUR COLOR SAMPLE TO DETERMINE PRICE GROUP

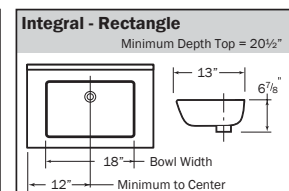
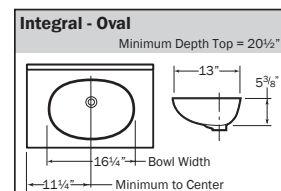
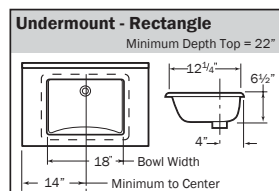
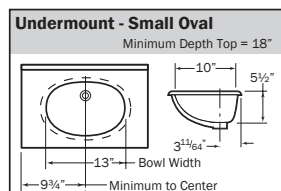
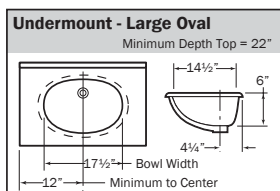
Length	Group A	Group B	Group C
up to 25"			
up to 31"			
up to 37"			
up to 43"			
up to 49"			
up to 61"			
up to 73"			
up to 85"			
up to 97"			
up to 109"			
up to 121"			
up to 133"			
up to 144"			

Side Splash	Group A	Group B	Group C
4" Height			

**Additional freight charges may apply per location**  
- Please see reverse side for details.

- Color-Coordinated Caulk
- "Mist" Installation Tool for Caulk
- Gel Gloss Care/Cleaning Kit  
Care/Cleaning Kit contains: 1 Original Gel Gloss - 8 oz. bottle  
1 Faucet Brite - 8 oz. bottle  
1 Glass Wax Cleaner - 8 oz. bottle
- Original Gel Gloss 8 oz
- Faucet Brite 8 oz
- Glass Wax Cleaner 8 oz

- See samples for color selection and pricing level.
- Orders for custom tops must be received in writing.
- See reverse side for additional options/shapes available. Send drawings with dimensions for quote.
- \* Depths from 22½" to 36" - fax diagram for quote.



**Color Selections**

**Pricing Group A:**

Color:	Number:
Apollo	700501
Polar	700306
Rushmore	700503
Wheat	700455

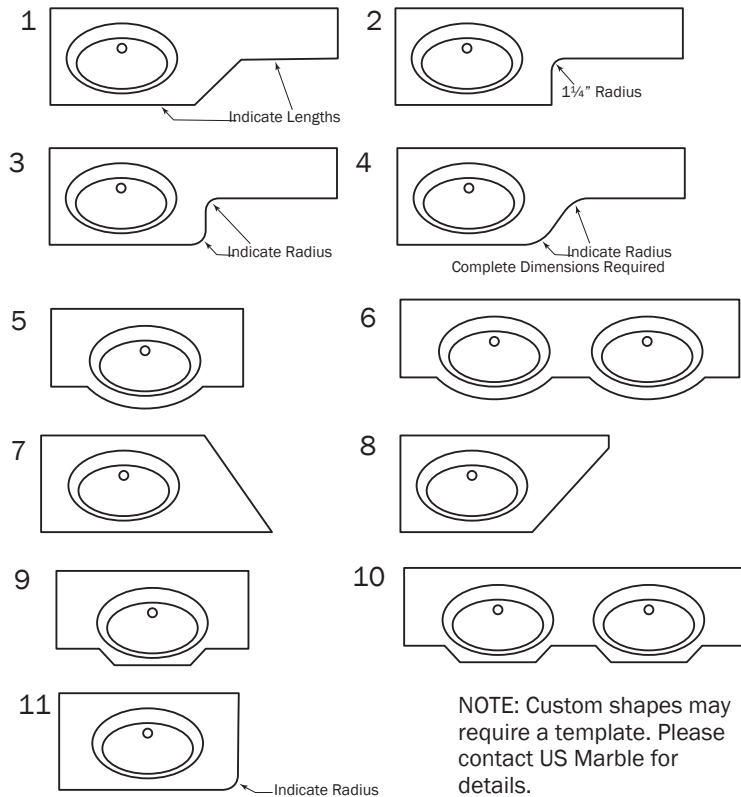
**Pricing Group B:**

Color:	Number:
Bella	700504
Eclipse	700913
Linen	700928
Stratus Dune	700944

**Pricing Group C:**

Color:	Number:
Aspen	700801
Smokey Harbor	700902

**Custom Shapes**



NOTE: Custom shapes may require a template. Please contact US Marble for details.

	Description:
1	Inside Angle Cutback
2	Inside Radius Cutback
3	Inside & Outside Radius 90° Cutback
4	Inside & Outside Radius Angle Cutback
5	Curved Front
6	Double Curved Front
7	Angle Back-to-Front
8	Angle Front-to-Back
9	Special 2-Angle Front
10	Double 2-Angle Front
11	Front Radius Corner

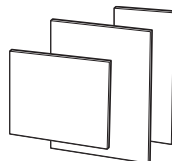
**Freight:**

• Additional freight charges apply to the following states: AK, AR, AZ, CA, CO, HI, IA, ID, KS, LA, MN, MO, MS, MT, ND, NE, NM, NV, OK, OR, SD, TX, UT, WA, WY.  
Please refer to your U.S. Marble Freight Pricing Guide or contact your U.S. Marble Representative for Custom Freight Quotes.

**Flat Sheet - 1/2" Thickness**

Finished with Eased Edge on requested edges; must be noted on order form.

Maximum size: 30" x 144" (no minimum)



Optional Custom Edge Profile available (See Edge Profiles under Options) Pricing is per Lineal Foot added to price of 1/2" Flat Sheet.

Add lengths of all edges to be finished with 1 1/2" edge profile, (Total inches divided by 12 provides "Lineal Feet").