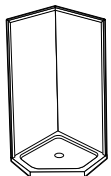
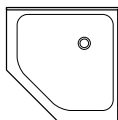


Shower Order Form

1. Shower Bases (see page 10 - 12)

- 36" Neo-Angle Base
- 42" Neo-Angle w/ 21" x 21" Drain Pos.
- 42" Neo-Angle w/ 12" x 12" Drain Pos.



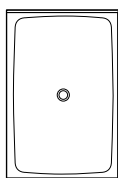
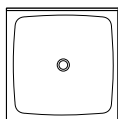
Neo-Angle Wall Kit

Two panels for Neo-Angle Base above.
Standard height 72"

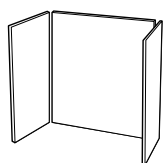
Custom Height: _____

Panels will have outer/top edges finished.

- 36" x 36" Square Base
- 36" x 48" Rectangular Base
- 42" x 60" Rectangular Base
- 36" x 60" Rectangular Base
- 32" x 48" Rectangular Base
- 32" x 60" w/ Integral Flange
- 32" x 60" w/ PVC Flange/Drain Left
- 32" x 60" w/ PVC Flange/Drain Right



Wall Kits for Square & Rectangular Shower Bases:

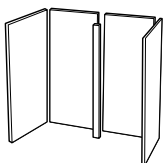


Three-Piece Shower Wall Kit

One back wall, Two end walls
Standard height 72"

Custom Height: _____

Panels will have outer/top edges finished.



Five-Piece Shower Wall Kit

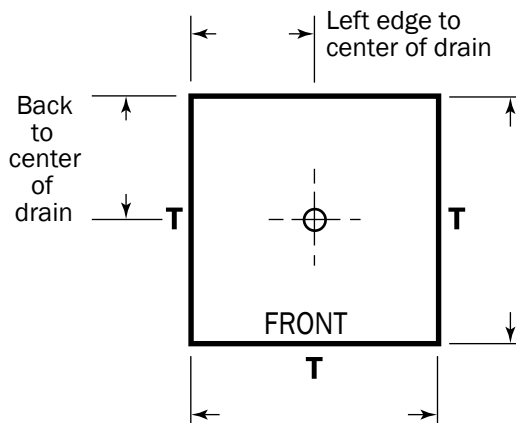
Two back walls, Two end walls,
Center trim panel
Standard height 72"

Custom Height: _____

Panels will have outer/top edges finished.

2. Custom Shower Floor (see page 13)

- Enter overall dimensions
- Indicate Threshold position by circling the "T" in the diagram below.



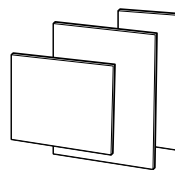
3. Thresholds (see page 14)

- Custom Threshold QTY: _____ Length: _____
- Handicap Threshold ... QTY: _____ Length: _____

4. Custom Wall Panels

QTY: _____ Width: X Height: _____

_____ X _____
 _____ X _____
 _____ X _____
 _____ X _____
 _____ X _____



Panels will have outer/top edges finished.

5. Trim Pieces (see page 15)

- 10' Inside Corner Trim QTY: _____
- 10' Cap Trim QTY: _____
- 10' Edge Trim QTY: _____

6. Shower Accessories (see pages 14 & 15)

- Corner Shelf
- Corner Shelf with Supports
- Corner Shower Seat - Style A
- Corner Shower Seat - Style B
- Soap & Shampoo Dish - Corner
- Recessed Soap & Shampoo Dish - Regular
- Recessed Soap & Shampoo Dish - Wide
- Recessed Soap & Shampoo Dish - Large
- Recessed Soap Dish
- Surface Mount Soap Dish

Indicate Height of Corner Seat Supports (14" Std.): _____

7. Indicate Color and Finish (see page 1)

Marble # _____ Granite # _____ Gloss
 Solid Color # _____ Onyx # _____ Matte

8. Color-Coordinated Caulk (see page 17)

- 6-oz. Tubes - Color: _____ Qty: _____
- "Mist" and Installation Tool

Total Your Order

Additional freight charges may apply. Please refer to your US Marble Freight Pricing Guide or contact your US Marble Representative for Custom Freight Quotes.

NOTE: Page numbers on this form refer to the most recent US Marble Price Book.

Total: \$

Purchase Order # _____ Quote Only?

Dealer Name _____ Yes

Store Number _____ No

City & State _____

Order Placed by _____

Customer Name _____

Like natural marble, onyx, etc., there are variations in shade and veining. As with all manufacturers, there may be some variation from the sample you see to the final product. Samples may be too small to represent the full veining pattern. Each item is a unique product which is individually yours.