

Purchase Order # _____
 Dealer Name _____
 Store Number _____
 City & State _____
 Ordered by _____
 Customer Name / Phone _____

QUOTE ONLY?

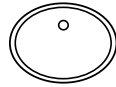
Yes No

Vanity Top Size: Length: _____ Depth: _____

Color Name: _____

STANDARD QUARTZ/CURAVA:

- 22" Depth
- Centered, Undermount Oval Bowl
- Includes Eased Edge, front & bowl cutout
- Sides are eased and finished



Eased Edge (Standard on Front Edge and Bowl Edge)

LENGTH	QUARTZ (2CM)	QUARTZ (3CM)	CURAVA (3CM)
25"			
31"			
37"			
49"			
61"			
61" dbl Bowl*			
73" dbl Bowl**			

Base Price:
\$
Side Splash:
\$
Caulk/Gel Gloss:
\$
TOTAL:
\$

*61" DBL BOWL CENTERS are 15 1/2" from each end.

**73" DBL BOWL CENTERS are 18 1/2" from each end.

FAUCET DRILL: (4" Centerset Default)

Single 8" None

Extra Faucet Drill

(provide location dimensions)

BOWL COLOR:

White Bisque

SPLASHES:

4" Loose Backsplash (included)

No Backsplash

Left Side Splash


Right Side Splash

CUSTOM QUARTZ/CURAVA:

- Default Depth = 22"
- Other depths up to 26" (add 25%)

*Finished product has an industry tolerance of ±1/4"

- Includes Eased Edge, front & bowl cutout



Eased Edge is the default Front Edge and Bowl Edge

LENGTH	QUARTZ (2CM)	QUARTZ (3CM)	CURAVA (3CM)
up to 25"			
up to 31"			
up to 37"			
up to 49"			
up to 61"			
up to 73"			
up to 85"			
up to 97"			
up to 109"	N/A	N/A	
up to 120"	N/A	N/A	

Base Price:
\$
Custom Dept: Add 25%
\$
Bowl Styles:
\$
Add'l Bowl:
\$
Cut Out:
\$
Side Splash:
\$
Flatstock:
\$
Profile:
\$
Custom Plus:
\$
Caulk/Gel Gloss:
\$
TOTAL
\$

FAUCET DRILL: (4" Centerset Default)

Single 8" None

Extra Faucet Drill

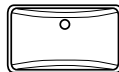
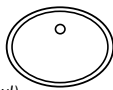
(provide location dimensions)

BOWL STYLES:

Oval (No Charge)

Kohler 2210 Oval

(additional charge/bowl)



Rectangular Bowl

(additional charge /bowl Eased Edge Bowl Only)

BOWL COLOR:

White Bisque White Bisque

KOHLER BOWL COLOR:

CUT OUTS: (Template Required)

Drop-in or Undermount

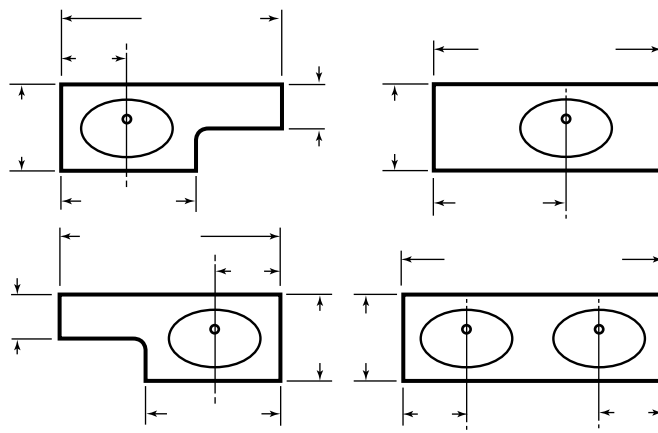
Vessel

ADDITIONAL BOWL:

Additional charge per bowl, + upcharge for bowl style

BOWL OR CUT OUT LOCATION:

Indicate the applicable dimensions in the spaces below:



Color-Coordinated Caulk _____	QTY: _____
"Mist" Installation Tool for Caulk _____	QTY: _____
Gel Gloss Nat. Stone Care/ Cleansing Kit _____	QTY: _____
Care/Cleaning Kits Contains:	1 Counter Gloss Granite - 24 oz bottle
	1 Faucet Brite - 8 oz bottle
	1 Glass Wax Cleaner - 8 oz bottle
Counter Gloss Granite 24 oz _____	QTY: _____

DESIGNER EDGES:

Mark the appropriate box in the table. Apply the cost as follows:

= No Add'l Charge

= Charges Apply

	Eased Edge	Ogee Edge 2cm	Ogee Edge 3cm	Modified Ogee (3cm only)	Half Bullnose	Full Bullnose (3cm only)	Beveled Edge
Bowl							
Left							
Front							
Right							

CUSTOM PLUS DESIGN CHANGES: (see back)

Custom Shape #5 or #9

Custom Shape #6 or #10

Left or

Right Radius

Angle or

Notch

Left Banjo or

Right Banjo

(Include drawing/sec sheet with your fax)

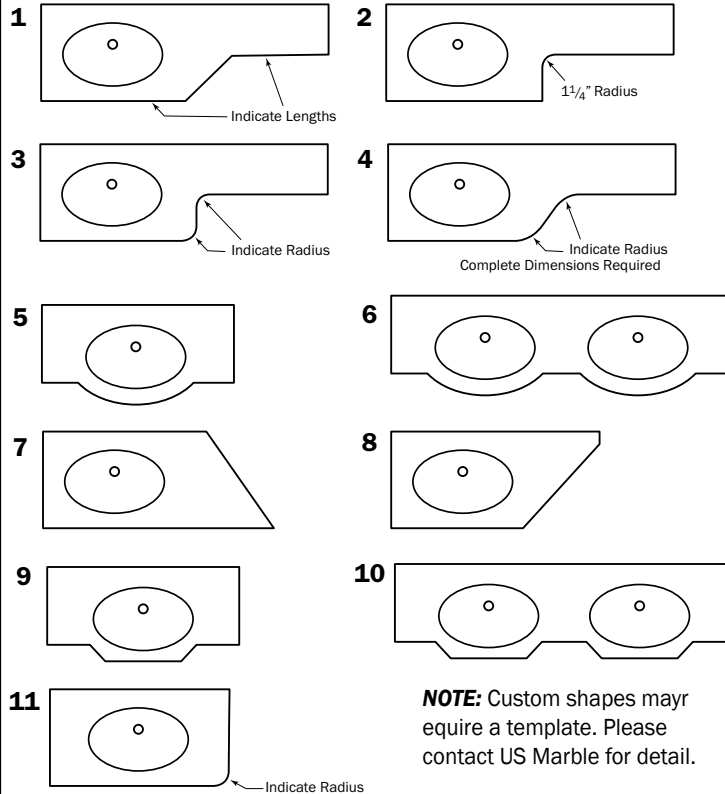
COLOR SELECTIONS:

2 CM QUARTZ:	
Color:	Number:
Arctic Carrara	910235
Canyon	910225
Constellation	910227
Copenhagen	910228
Sarah	910233

3 CM QUARTZ:	
Color:	Number:
Giallo Beige	910234
Flint	910237
Jasper	910238
Snowdrift	910239
Willow	910236

3 CM CURAVA:	
Color:	Number:
Curava Arctic	930401
Curava Element	930407
Curava Himalaya	930408
Curava Lemongrass	930405
Curava Mocha	930403
Curava Savaii	930402
Curava Tungsten	930406
Curava Wheat	930404

CUSTOM SHAPES



1 - Indicate Lengths

2 - 1 1/4" Radius

3 - Indicate Radius

4 - Indicate Radius Complete Dimensions Required

5 - Indicate Radius

6 - Indicate Radius

7 - Indicate Radius

8 - Indicate Radius

9 - Indicate Radius

10 - Indicate Radius

11 - Indicate Radius

CUSTOM PLUS DESIGN:

- 1 - Inside Angle Cutback
- 2 - Inside Radius Cutback
- 3 - Inside & Outside Radius 90° Cutback
- 4 - Inside & Outside Radius Angle Cutback
- 5 - Curved Front
- 6 - Double Curved Front
- 7 - Angle Back-to-Front
- 8 - Angle Front-to-Back
- 9 - Special 2-Angle Front
- 10 - Double 2-Angle Front
- 11 - Front Radius Corner

NOTE: Custom shapes may require a template. Please contact US Marble for detail.

CUSTOM PLUS DESIGN OPTIONS

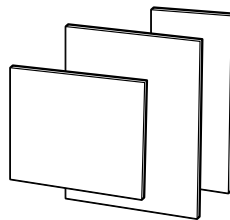
5, 6, 9 & 10 REQUIRE cabinet layout with order

FLATSTOCK

Pricing for Flatstock per square foot with one long "Eased Edge" finished

Maximum size: 26" x 97"

Minimum size: 4" x 24"



Optional Custom Edge Profile available (See Edge Profiles under Options)

Pricing is per Lineal Foot added to price of Flatstock.

Add lengths of all edges to be finished with custom edge profile, (Total inches divided by 12 provides "Lineal Feet").